

LEDS C4[®]

Luminaria

Código 00-7392-05-DL
Nombre ATTIC

Ensayo

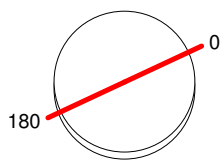
Código 00-7392-05-DL
Nombre ATTIC

Flujo Luminaria	768.44 lm	Potencia luminaria	11.00 W	Eficacia	69.86 lm/W	Eficiencia	74.25%
Flujo de Lámpara	1035.00 lm	Valor Máximo	239.03 cd/klm	Posición	C=0.00 G=16.00	CG	Rotosimétrico
Luminaria Redonda Área Luminosa Redonda	Diam. 150 mm Diam. 150 mm	Altura 200 mm Altura 0 mm					
Área Luminosa Horizontal Área Emisión sobre Pl. 0° Área Emisión sobre Pl. 90°	0.017671 m2 0.000000 m2 0.000000 m2	Área Emisión sobre Pl. 180° Área Emisión sobre Pl. 270° Área de deslumbramiento a 76°	0.000000 m2 0.000000 m2 0.004275 m2				
Sist. de Coorden. Fecha Distancia de Ensayo	CG 26-03-2019 0.00	Tipo de Simetría Máximo Ángulo Gamma Flujo de Ensayo	Rotosimétrico 90 1035.00 lm				
Operador Temperatura Humedad Notas	qualitat 25.00 °C 60.00 %	Tensión de alimentación [V] Corriente de alimentación [A] Fotocélula					

Lámparas de la Luminaria

Familia	Código	Nombre	Flujo [lm]	Pot. [W]	Cant.
	OSRAM 11W 2700K	OSRAM 11W 2700K	1035.00	11.00	1
C.I.E. F UTE	49 84 97 100 74 0.74 E	D DIN 5040 B NBN	A30 BZ 4		

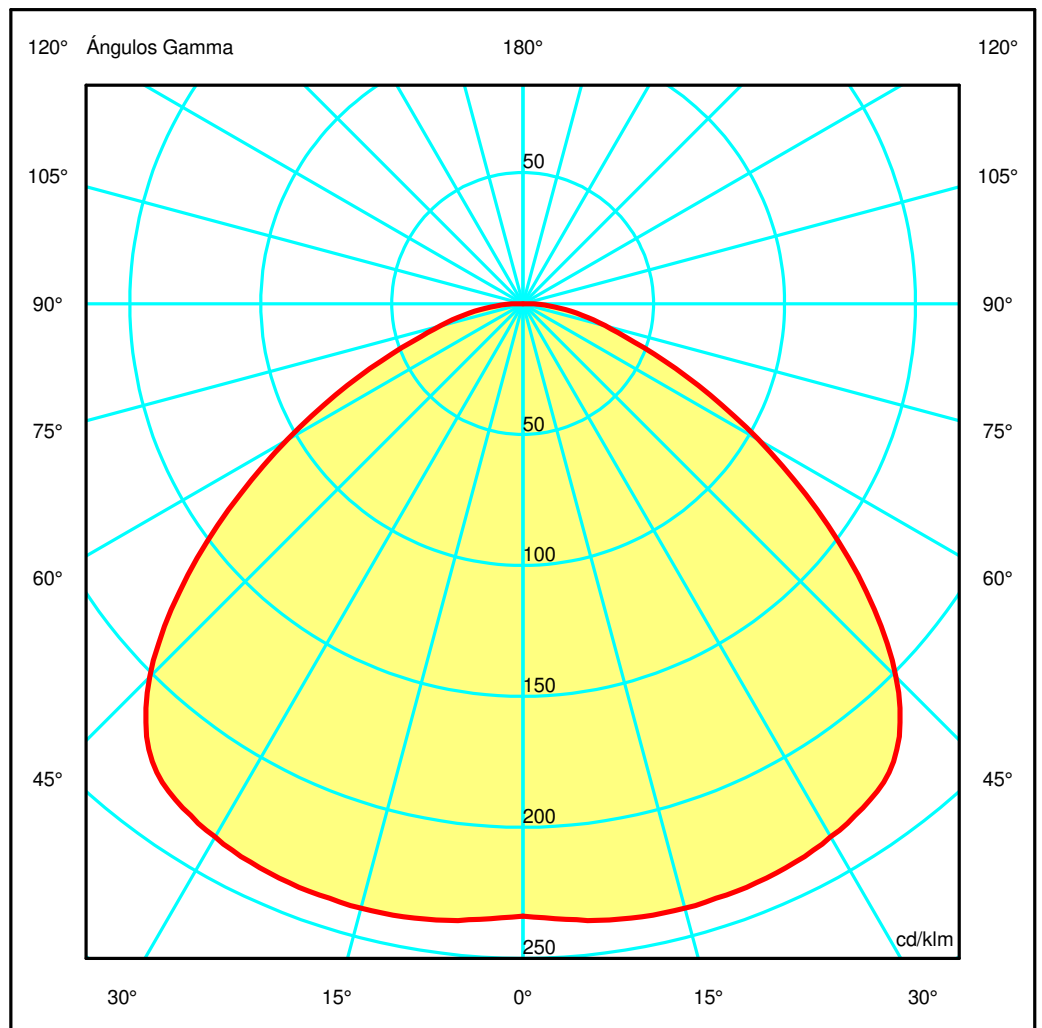
Diam=150mm



Semiplanos C

180.0 — 0.0

ULOR 0.00 %
DLOR 74.25 %
RN 0.00 %



Luminaria

Código 00-7392-05-DL

Nombre ATTIC

Ensayo

Código 00-7392-05-DL

Nombre ATTIC

Flujo Luminaria	768.44 lm	Potencia luminaria	11.00 W	Eficacia	69.86 lm/W	Eficiencia	74.25%
Flujo de Lámpara	1035.00 lm	Valor Máximo	239.03 cd/klm	Posición	C=0.00 G=16.00	CG	Rotosimétrico

Tabla de Intensidad Luminosa cd/klm Tabla 1/1

	C 0.00	C 0.00	
G 0.0	233.90	G 46.0	196.13
G 1.0	234.24	G 47.0	190.18
G 2.0	234.58	G 48.0	184.08
G 3.0	235.18	G 49.0	177.91
G 4.0	235.69	G 50.0	171.21
G 5.0	236.08	G 51.0	164.64
G 6.0	236.85	G 52.0	157.78
G 7.0	237.17	G 53.0	150.94
G 8.0	237.62	G 54.0	144.05
G 9.0	237.88	G 55.0	137.18
G 10.0	238.24	G 56.0	130.33
G 11.0	238.49	G 57.0	123.55
G 12.0	238.67	G 58.0	116.94
G 13.0	238.78	G 59.0	110.30
G 14.0	238.84	G 60.0	103.87
G 15.0	238.92	G 61.0	97.54
G 16.0	239.03	G 62.0	91.41
G 17.0	238.93	G 63.0	85.43
G 18.0	238.66	G 64.0	79.61
G 19.0	238.76	G 65.0	73.98
G 20.0	238.78	G 66.0	68.55
G 21.0	238.65	G 67.0	63.39
G 22.0	238.40	G 68.0	58.40
G 23.0	238.19	G 69.0	53.69
G 24.0	237.96	G 70.0	49.21
G 25.0	237.62	G 71.0	45.04
G 26.0	237.25	G 72.0	41.24
G 27.0	236.95	G 73.0	37.98
G 28.0	236.32	G 74.0	35.13
G 29.0	235.91	G 75.0	32.53
G 30.0	235.09	G 76.0	30.05
G 31.0	234.67	G 77.0	27.68
G 32.0	233.94	G 78.0	25.41
G 33.0	232.93	G 79.0	23.09
G 34.0	232.29	G 80.0	20.85
G 35.0	231.22	G 81.0	18.60
G 36.0	230.15	G 82.0	16.43
G 37.0	228.86	G 83.0	14.30
G 38.0	227.09	G 84.0	12.25
G 39.0	224.91	G 85.0	10.30
G 40.0	222.19	G 86.0	8.45
G 41.0	219.05	G 87.0	6.74
G 42.0	215.16	G 88.0	5.31
G 43.0	211.10	G 89.0	4.19
G 44.0	206.54	G 90.0	3.45
G 45.0	201.48		

LEDS C4[®]

Luminaria

Código 00-7392-05-DL
Nombre ATTIC

Ensayo

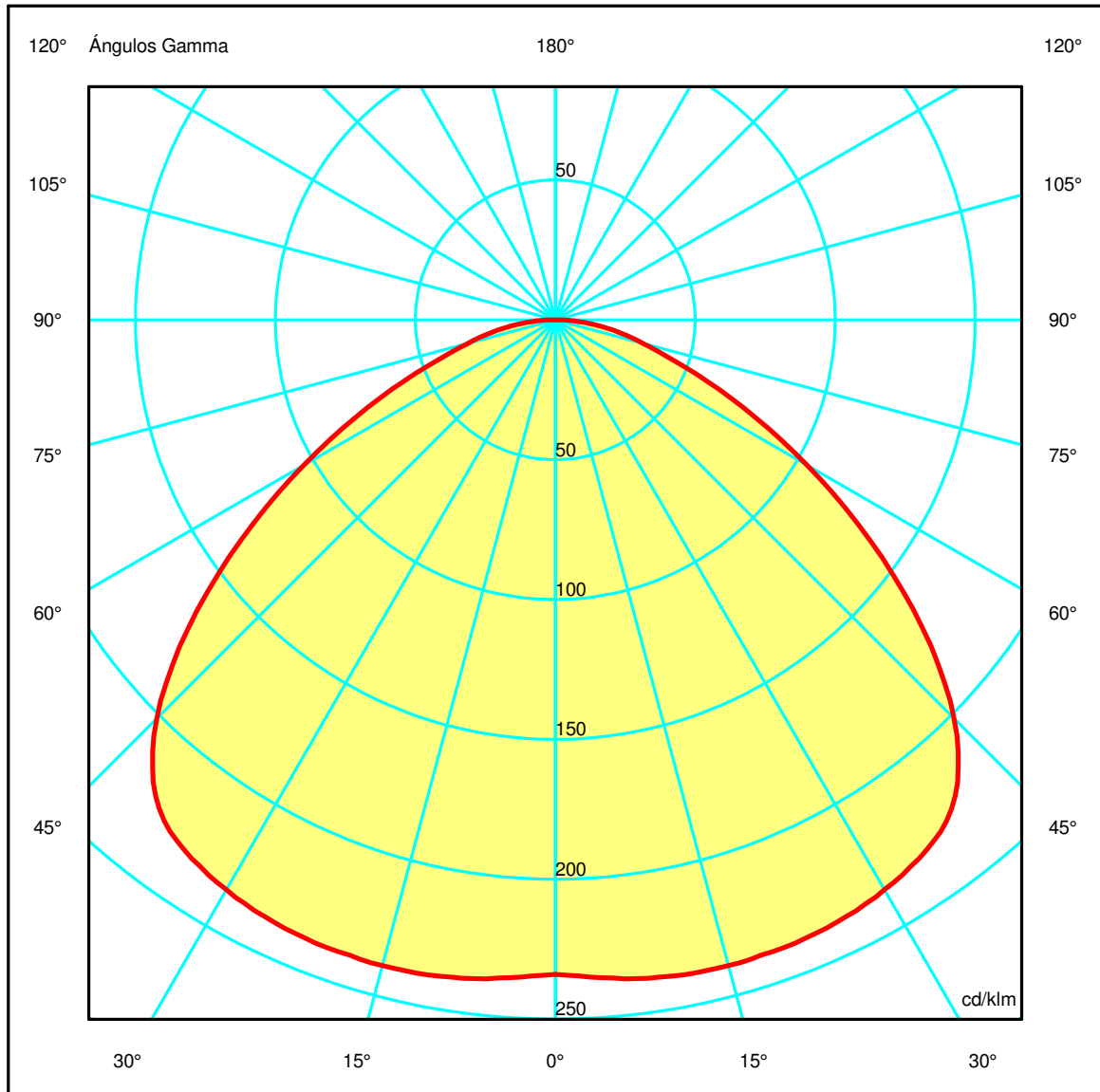
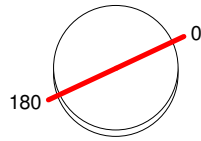
Código 00-7392-05-DL
Nombre ATTIC

Flujo Luminaria	768.44 lm	Potencia luminaria	11.00 W	Eficacia	69.86 lm/W	Eficiencia	74.25%
Flujo de Lámpara	1035.00 lm	Valor Máximo	239.03 cd/klm	Posición	C=0.00 G=16.00	CG	Rotosimétrico

Diam=150mm

Semiplanos C

180.0  0.0



LEDS C4[®]

Luminaria

Código 00-7392-05-DL
Nombre ATTIC

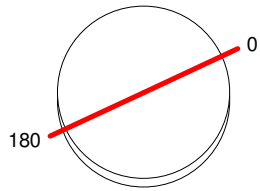
Ensayo

Código 00-7392-05-DL
Nombre ATTIC

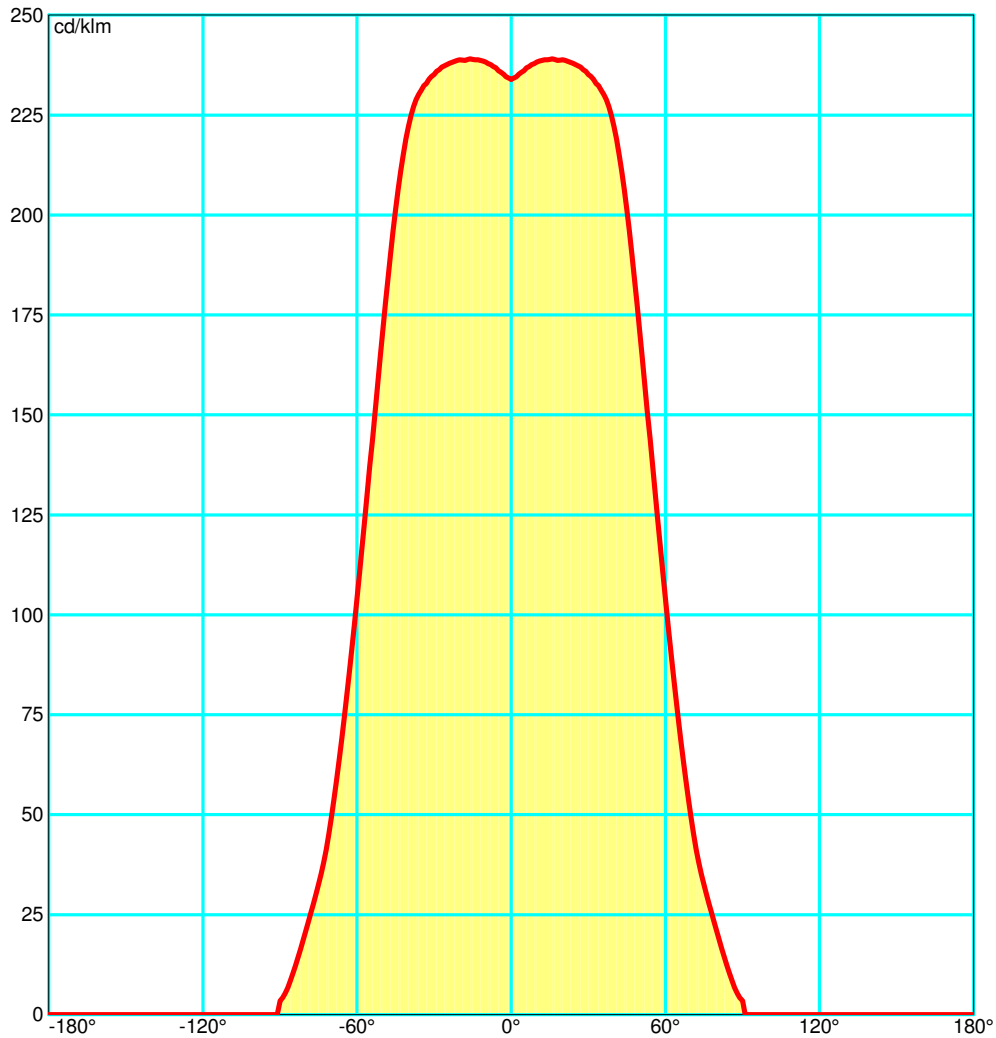
Flujo Luminaria	768.44 lm	Potencia luminaria	11.00 W	Eficacia	69.86 lm/W	Eficiencia	74.25%
Flujo de Lámpara	1035.00 lm	Valor Máximo	239.03 cd/klm	Posición	C=0.00 G=16.00	CG	Rotosimétrico

Diam=150mm

Semiplanos C



180.0 ————— 0.0



Luminaria

Código 00-7392-05-DL

Nombre ATTIC

Ensayo

Código 00-7392-05-DL

Nombre ATTIC

Flujo Luminaria	768.44 lm	Potencia luminaria	11.00 W	Eficacia	69.86 lm/W	Eficiencia	74.25%
Flujo de Lámpara	1035.00 lm	Valor Máximo	239.03 cd/klm	Posición	C=0.00 G=16.00	CG	Rotosimétrico

UGR
S = 0.250

Reflectancias										
Ceiling/Cavity	0.7	0.7	0.5	0.5	0.3	0.7	0.7	0.5	0.5	0.3
Walls	0.5	0.3	0.5	0.3	0.3	0.5	0.3	0.5	0.3	0.3
WorkingPlane	0.2	0.2	0.2	0.2	0.2	0.2	0.2	0.2	0.2	0.2
RoomDimensions	Viewed Crosswise					Viewed Endwise				
x=2H y=2H	21.6	22.9	21.9	23.1	23.3	21.6	22.9	21.9	23.1	23.3
x=2H y=3H	22.5	23.7	22.8	23.9	24.2	22.5	23.7	22.8	23.9	24.2
x=2H y=4H	22.8	23.9	23.2	24.2	24.5	22.8	23.9	23.2	24.2	24.5
x=2H y=6H	23.1	24.1	23.5	24.4	24.7	23.1	24.1	23.5	24.4	24.7
x=2H y=8H	23.2	24.2	23.6	24.5	24.8	23.2	24.2	23.6	24.5	24.8
x=2H y=12H	23.3	24.2	23.7	24.6	24.9	23.3	24.2	23.7	24.6	24.9
x=4H y=2H	22.1	23.2	22.4	23.5	23.8	22.1	23.2	22.4	23.5	23.8
x=4H y=3H	23.2	24.1	23.6	24.4	24.8	23.2	24.1	23.6	24.4	24.8
x=4H y=4H	23.6	24.4	24.0	24.8	25.1	23.6	24.4	24.0	24.8	25.1
x=4H y=6H	24.0	24.7	24.4	25.1	25.5	24.0	24.7	24.4	25.1	25.5
x=4H y=8H	24.2	24.8	24.6	25.2	25.6	24.2	24.8	24.6	25.2	25.6
x=4H y=12H	24.3	24.9	24.8	25.3	25.8	24.3	24.9	24.8	25.3	25.8
x=8H y=4H	23.8	24.5	24.3	24.9	25.3	23.8	24.5	24.3	24.9	25.3
x=8H y=6H	24.3	24.9	24.8	25.3	25.8	24.3	24.9	24.8	25.3	25.8
x=8H y=8H	24.6	25.1	25.1	25.5	26.0	24.6	25.1	25.1	25.5	26.0
x=8H y=12H	24.8	25.2	25.3	25.7	26.2	24.8	25.2	25.3	25.7	26.2
x=12H y=4H	23.8	24.4	24.3	24.8	25.3	23.8	24.4	24.3	24.8	25.3
x=12H y=6H	24.4	24.9	24.9	25.3	25.8	24.4	24.9	24.9	25.3	25.8
x=12H y=8H	24.7	25.1	25.2	25.6	26.0	24.7	25.1	25.2	25.6	26.0

Luminaria

Código 00-7392-05-DL

Nombre ATTIC

Ensayo

Código 00-7392-05-DL

Nombre ATTIC

Flujo Luminaria	768.44 lm	Potencia luminaria	11.00 W	Eficacia	69.86 lm/W	Eficiencia	74.25%
Flujo de Lámpara	1035.00 lm	Valor Máximo	239.03 cd/klm	Posición	C=0.00 G=16.00	CG	Rotosimétrico

Flujo Total=1035.00 Flujo Luminaria=768.44

RI	0.60	0.80	1.00	1.25	1.50	2.00	2.50	3.00	4.00	5.00	10.00	20.00
DRR	0.31	0.41	0.48	0.56	0.62	0.70	0.76	0.80	0.84	0.87	0.93	0.96
RC	5	5	5	4	4	4	4	4	4	4	5	5

Flujo Zonal por 1000 Lúmenes

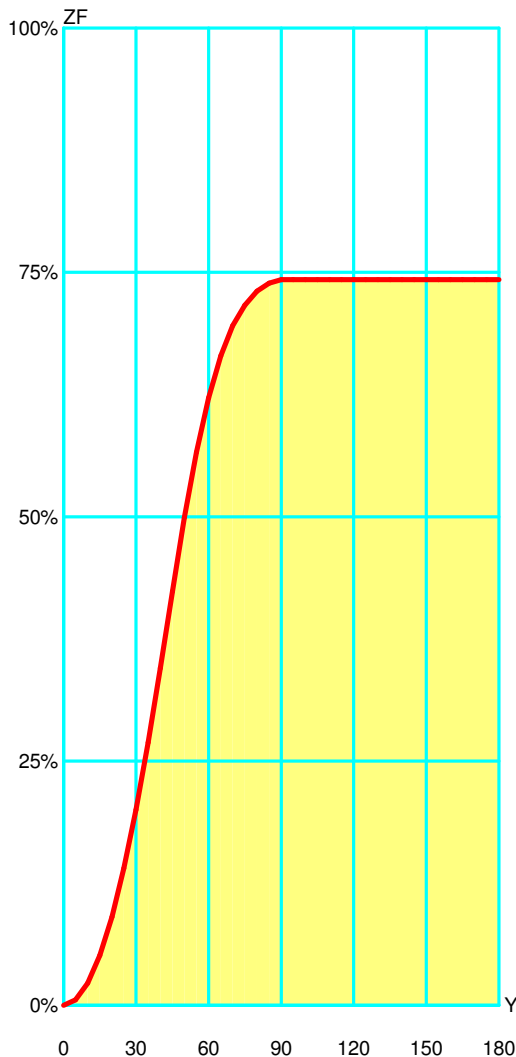
Y°	10	20	30	40	50	60	70	80	90	100	110	120	130	140	150	160	170	180
ZF(Y)	23	90	200	345	499	622	695	731	742	742	742	742	742	742	742	742	742	742

Códigos de Flujo C.I.E.

49 84 97 100 74

C.I.E.	5/5/5/4/4/4/4/4/4/5/5
D DIN 5040	A30
F UTE	0.74 E
B NBN	BZ 4
RN	0.00000 %
BLF	1.0

LOR	74.24509 %
ULOR	0.00000 %
DLOR	74.24509 %
UFF	0.00000 %
DFF	100.00000 %
FFR	0.00000 %



Gamma °	Flujo Zonal			
	Flujo	Suma lm	Flujo [%]	Suma [%]
0°	0.00	0.00	0.00%	0.00 %
5°	5.63	5.63	0.76 %	0.76 %
10°	16.99	22.61	2.29 %	3.05 %
15°	28.32	50.93	3.81 %	6.86 %
20°	39.37	90.30	5.30 %	12.16 %
25°	49.98	140.28	6.73 %	18.89 %
30°	59.87	200.14	8.06 %	26.96 %
35°	68.73	268.87	9.26 %	36.21 %
40°	75.90	344.77	10.22 %	46.44 %
45°	78.72	423.49	10.60 %	57.04 %
50°	75.46	498.96	10.16 %	67.20 %
55°	67.03	565.99	9.03 %	76.23 %
60°	55.56	621.54	7.48 %	83.72 %
65°	43.02	664.56	5.79 %	89.51 %
70°	30.92	695.48	4.16 %	93.67 %
75°	20.92	716.40	2.82 %	96.49 %
80°	14.22	730.61	1.91 %	98.41 %
85°	8.38	738.99	1.13 %	99.53 %
90°	3.46	742.45	0.47 %	100.00 %
95°	0.00	742.45	0.00 %	100.00 %
100°	0.00	742.45	0.00 %	100.00 %
105°	0.00	742.45	0.00 %	100.00 %
110°	0.00	742.45	0.00 %	100.00 %
115°	0.00	742.45	0.00 %	100.00 %
120°	0.00	742.45	0.00 %	100.00 %
125°	0.00	742.45	0.00 %	100.00 %
130°	0.00	742.45	0.00 %	100.00 %
135°	0.00	742.45	0.00 %	100.00 %
140°	0.00	742.45	0.00 %	100.00 %
145°	0.00	742.45	0.00 %	100.00 %
150°	0.00	742.45	0.00 %	100.00 %
155°	0.00	742.45	0.00 %	100.00 %
160°	0.00	742.45	0.00 %	100.00 %
165°	0.00	742.45	0.00 %	100.00 %
170°	0.00	742.45	0.00 %	100.00 %
175°	0.00	742.45	0.00 %	100.00 %
180°	0.00	742.45	0.00 %	100.00 %

Luminaria

Código 00-7392-05-DL

Nombre ATTIC

Ensayo

Código 00-7392-05-DL

Nombre ATTIC

Flujo Luminaria	768.44 lm	Potencia luminaria	11.00 W	Eficacia	69.86 lm/W	Eficiencia	74.25%
Flujo de Lámpara	1035.00 lm	Valor Máximo	239.03 cd/klm	Posición	C=0.00 G=16.00	CG	Rotosimétrico

Utilización CIE

Montaje	Directo	Normalización										Normalizados										Raz. de Susp. 1/3			CIE Estándar		
Techo																											
K	8873	8773	8871	8771	7773	7771	7753	7553	7751	7551	7731	7331	7711	7111	5551	5531	5331	5511	5111	3331	3311	1111	0000				
0.60	161	144	126	114	137	109	83	70	64	55	34	26	13	9	51	28	24	10	8	23	9	7	0				
0.80	185	170	133	123	162	117	104	91	73	64	41	33	17	13	60	34	31	15	12	29	13	11	0				
1.00	201	187	133	125	178	119	120	108	77	70	46	38	22	17	65	39	36	19	16	34	16	15	0				
1.25	215	203	130	124	193	119	138	125	80	73	51	43	27	21	69	44	41	24	21	39	21	19	0				
1.50	226	214	127	121	204	117	152	140	82	76	54	47	31	26	72	48	45	28	25	43	25	23	0				
2.00	239	229	119	115	219	111	173	162	82	78	59	53	38	33	74	53	50	35	32	48	32	30	0				
2.50	248	240	113	110	229	107	188	178	82	79	62	57	44	39	75	56	54	40	37	52	37	35	0				
3.00	254	247	108	106	236	103	200	191	82	79	64	59	48	43	75	59	57	45	42	55	42	39	0				
4.00	263	257	103	101	246	99	216	209	82	80	67	64	54	50	77	63	61	51	48	59	48	45	0				
5.00	269	264	100	98	253	96	227	221	82	80	70	67	58	54	77	66	64	55	53	62	52	50	0				
10.00	281	279	92	92	267	90	252	248	82	81	75	73	68	65	79	72	71	65	64	69	63	61	0				
20.00	287	286	87	87	275	86	267	264	82	81	77	76	73	72	79	75	75	71	70	73	69	67	0				

Pared

K	8873	8773	8871	8771	7773	7771	7753	7553	7751	7551	7731	7331	7711	7111	5551	5531	5331	5511	5111	3331	3311	1111	0000
0.60	345	337	302	296	332	292	261	256	236	232	198	194	170	169	230	195	194	169	169	193	169	168	153
0.80	385	375	325	319	369	315	300	293	263	258	225	221	197	195	255	222	220	196	195	219	195	194	176
1.00	409	400	336	331	392	326	327	319	278	274	243	239	216	213	270	239	237	214	213	235	212	211	191
1.25	430	421	342	338	411	333	351	343	291	287	258	254	232	229	282	253	251	230	228	249	228	226	204
1.50	445	437	346	342	425	337	369	361	299	295	269	265	244	241	290	263	262	241	240	259	239	237	213
2.00	458	451	342	339	437	334	390	382	303	300	278	274	256	253	294	272	270	253	251	267	249	247	220
2.50	467	461	339	337	445	331	404	396	306	303	284	280	265	261	296	277	276	260	258	271	256	253	224
3.00	472	467	336	334	450	328	413	406	306	304	287	284	270	266	297	280	279	265	263	274	261	257	226
4.00	485	481	337	336	463	330	432	426	313	311	297	294	282	279	303	289	288	277	275	283	272	267	234
5.00	497	493	341	340	474	335	447	442	320	318	306	304	294	291	310	298	297	287	286	291	282	277	242
10.00	532	530	361	360	508	355	492	489	346	345	338	336	330	328	337	329	328	322	321	321	315	309	271
20.00	563	562	382	382	539	377	530	528	372	371	367	366	362	361	363	358	358	354	353	350	346	339	299

P.Trab.

K	8873	8773	8871	8771	7773	7771	7753	7553	7751	7551	7731	7331	7711	7111	5551	5531	5331	5511	5111	3331	3311	1111	0000
0.60	445	435	415	408	429	404	344	338	331	327	282	279	246	245	324	279	277	245	245	276	245	244	231
0.80	529	519	488	481	510	475	425	418	406	400	356	352	319	317	396	351	350	317	316	348	316	315	302
1.00	595	584	542	535	572	528	491	482	464	459	416	411	379	376	453	410	408	376	375	406	375	373	360
1.25	655	644	590	584	630	576	553	544	518	513	474	468	438	434	506	466	464	434	432	461	431	429	417
1.50	699	688	624	619	672	610	601	590	558	553	516	510	482	478	544	508	506	477	475	501	474	471	459
2.00	762	753	671	667	733	658	671	661	615	611	580	574	549	544	600	570	567	543	541	562	538	534	523
2.50	801	793	699	696	771	687	717	707	651	647	620	614	593	588	635	609	607	585	583	599	579	574	563
3.00	829	821	718	715	797	706	750	740	675	671	648	643	624	618	659	636	634	615	612	626	608	602	592
4.00	863	857	740	738	830	729	790	782	704	701	681	677	661	656	688	669	667	651	649	657	642	635	625
5.00	883	878	753	751	849	742	816	808	721	718	702	698	684	680	704	688	687	673	671	676	663	654	646
10.00	927	924	778	778	891	768	871	867	756	755	745	743	734	731	739	730	729	721	719	716	708	697	688
20.00	950	949	792	791	914	782	903	900	776	775	769	768	763	761	759	753	753	748	747	738	734	721	713

LM53 SHR C0-C180: 1.493 SHR C90-C270: 1.493 SHR Superficial: 1.538

LEDS C4⁺

Luminaria

Código 00-7392-05-DL

Nombre ATTIC

Ensayo

Código 00-7392-05-DL

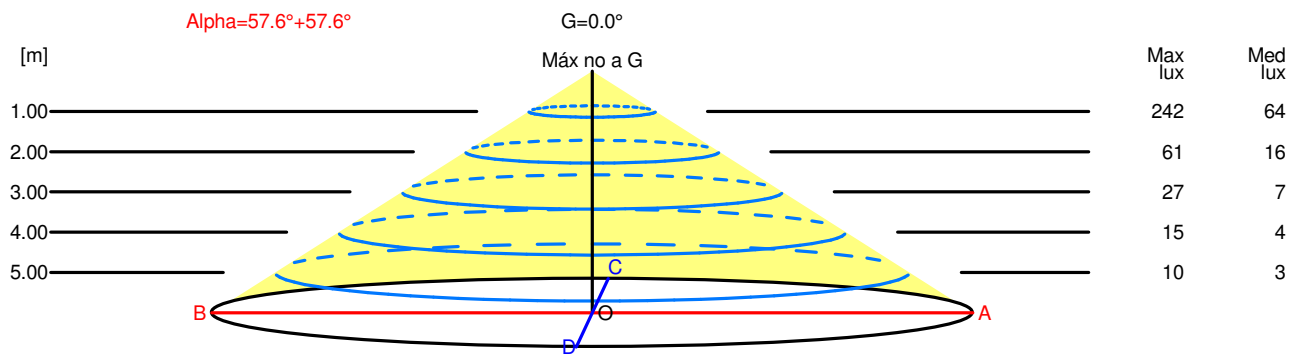
Nombre ATTIC


Flujo Luminaria	768.44 lm	Potencia luminaria	11.00 W	Eficacia	69.86 lm/W	Eficiencia	74.25%
Flujo de Lámpara	1035.00 lm	Valor Máximo	239.03 cd/klm	Posición	C=0.00 G=16.00	CG	Rotosimétrico

Apertura a 50.00 % de Max Intensidad

H[m]	1.00	2.00	3.00	4.00	5.00	H[m]	1.00	2.00	3.00	4.00	5.00
OA	1.58	3.15	4.73	6.31	7.88	OC	1.58	3.15	4.73	6.31	7.88
OB	1.58	3.15	4.73	6.31	7.88	OD	1.58	3.15	4.73	6.31	7.88

	Intensidades Luminosas [cd/klm]									
	0	5	15	25	35	45	55	65	75	85
OA	242.09	244.34	247.28	245.94	239.31	208.53	141.98	76.57	33.67	10.66
OB	242.09	244.34	247.28	245.94	239.31	208.53	141.98	76.57	33.67	10.66
OC	242.09	244.34	247.28	245.94	239.31	208.53	141.98	76.57	33.67	10.66
OD	242.09	244.34	247.28	245.94	239.31	208.53	141.98	76.57	33.67	10.66



H[m]	D[m]	Max lux	Med lux	Alpha=57.6°+57.6°	G=0.0 Máx no a G	
1.00	3.15	242	64			
2.00	6.31	61	16			
3.00	9.46	27	7			
4.00	12.61	15	4			
5.00	15.76	10	3			

LEDS C4⁺

Luminaria

Código 00-7392-05-DL

Nombre ATTIC

Ensayo

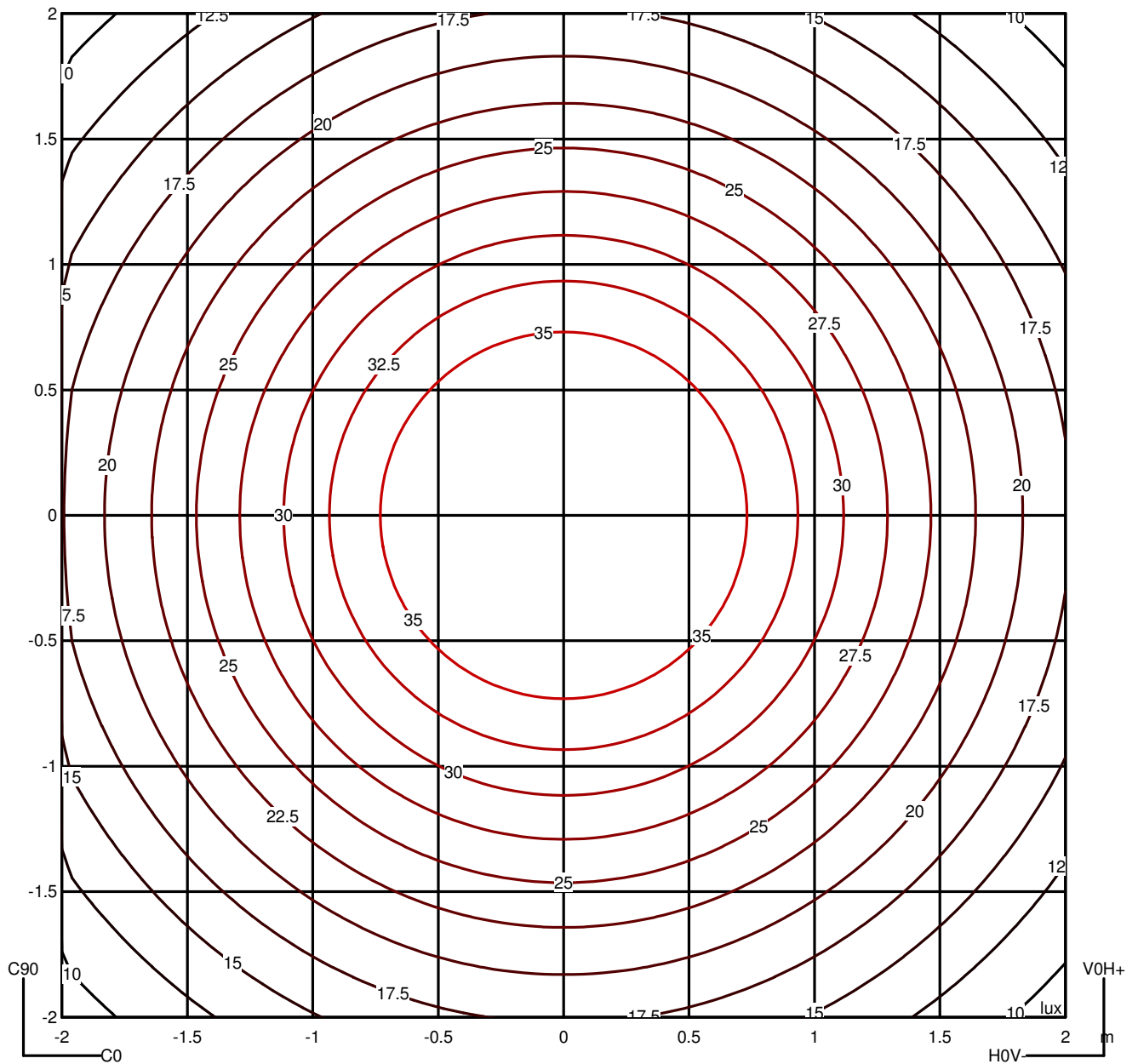
Código 00-7392-05-DL

Nombre ATTIC

Flujo Luminaria	768.44 lm	Potencia luminaria	11.00 W	Eficacia	69.86 lm/W	Eficiencia	74.25%
Flujo de Lámpara	1035.00 lm	Valor Máximo	239.03 cd/klm	Posición	C=0.00 G=16.00	CG	Rotosimétrico

Isolux (Suelo)

Posición Luminaria X=0.00m Y=0.00m Z=2.50m



LEDS C4[®]

Luminaria

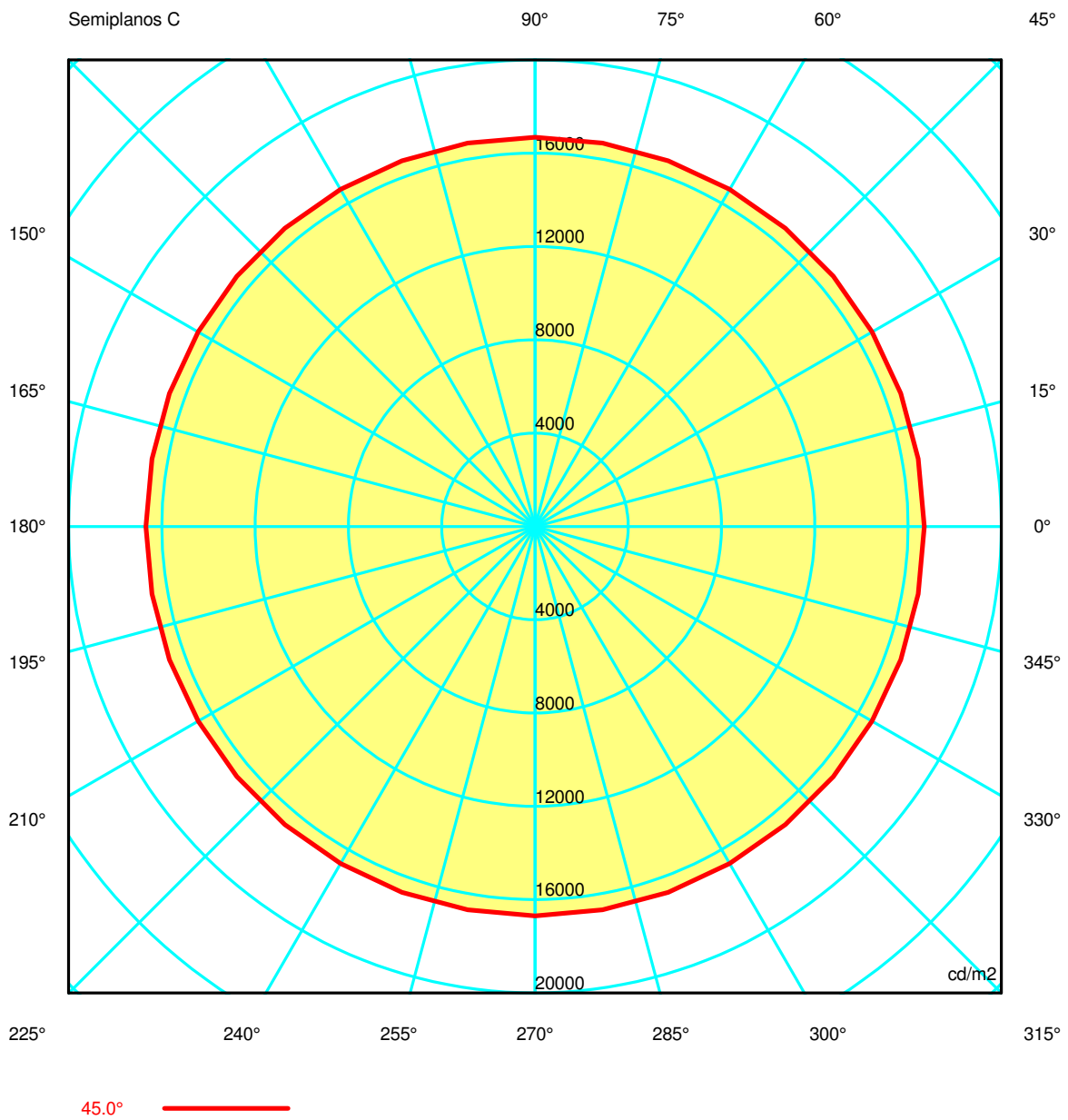
Código 00-7392-05-DL
Nombre ATTIC

Ensayo

Código 00-7392-05-DL
Nombre ATTIC

Flujo Luminaria	768.44 lm	Potencia luminaria	11.00 W	Eficacia	69.86 lm/W	Eficiencia	74.25%
Flujo de Lámpara	1035.00 lm	Valor Máximo	239.03 cd/klm	Posición	C=0.00 G=16.00	CG	Rotosimétrico

Luminancia



Luminaria

Código 00-7392-05-DL

Nombre ATTIC

Ensayo

Código 00-7392-05-DL

Nombre ATTIC

Flujo Luminaria	768.44 lm	Potencia luminaria	11.00 W	Eficacia	69.86 lm/W	Eficiencia	74.25%
Flujo de Lámpara	1035.00 lm	Valor Máximo	239.03 cd/klm	Posición	C=0.00 G=16.00	CG	Rotosimétrico

Luminance cd/m2 Tabla 1/3

	C 0.00	C 10.00	C 20.00	C 30.00	C 40.00	C 50.00	C 60.00	C 70.00	C 80.00	C 90.00	C 100.00	C 110.00	C 120.00
G 0.0	13699.30	13699.30	13699.30	13699.30	13699.30	13699.30	13699.30	13699.30	13699.30	13699.30	13699.30	13699.30	13699.30
G 5.0	13879.83	13879.83	13879.83	13879.83	13879.83	13879.83	13879.83	13879.83	13879.83	13879.83	13879.83	13879.83	13879.83
G 10.0	14168.53	14168.53	14168.53	14168.53	14168.53	14168.53	14168.53	14168.53	14168.53	14168.53	14168.53	14168.53	14168.53
G 15.0	14487.09	14487.09	14487.09	14487.09	14487.09	14487.09	14487.09	14487.09	14487.09	14487.09	14487.09	14487.09	14487.09
G 20.0	14882.73	14882.73	14882.73	14882.73	14882.73	14882.73	14882.73	14882.73	14882.73	14882.73	14882.73	14882.73	14882.73
G 25.0	15355.80	15355.80	15355.80	15355.80	15355.80	15355.80	15355.80	15355.80	15355.80	15355.80	15355.80	15355.80	15355.80
G 30.0	15899.32	15899.32	15899.32	15899.32	15899.32	15899.32	15899.32	15899.32	15899.32	15899.32	15899.32	15899.32	15899.32
G 35.0	16532.21	16532.21	16532.21	16532.21	16532.21	16532.21	16532.21	16532.21	16532.21	16532.21	16532.21	16532.21	16532.21
G 40.0	16988.20	16988.20	16988.20	16988.20	16988.20	16988.20	16988.20	16988.20	16988.20	16988.20	16988.20	16988.20	16988.20
G 45.0	16688.21	16688.21	16688.21	16688.21	16688.21	16688.21	16688.21	16688.21	16688.21	16688.21	16688.21	16688.21	16688.21
G 50.0	15599.75	15599.75	15599.75	15599.75	15599.75	15599.75	15599.75	15599.75	15599.75	15599.75	15599.75	15599.75	15599.75
G 55.0	14008.03	14008.03	14008.03	14008.03	14008.03	14008.03	14008.03	14008.03	14008.03	14008.03	14008.03	14008.03	14008.03
G 60.0	12167.32	12167.32	12167.32	12167.32	12167.32	12167.32	12167.32	12167.32	12167.32	12167.32	12167.32	12167.32	12167.32
G 65.0	10252.90	10252.90	10252.90	10252.90	10252.90	10252.90	10252.90	10252.90	10252.90	10252.90	10252.90	10252.90	10252.90
G 70.0	8426.74	8426.74	8426.74	8426.74	8426.74	8426.74	8426.74	8426.74	8426.74	8426.74	8426.74	8426.74	8426.74
G 75.0	7360.69	7360.69	7360.69	7360.69	7360.69	7360.69	7360.69	7360.69	7360.69	7360.69	7360.69	7360.69	7360.69
G 80.0	7032.21	7032.21	7032.21	7032.21	7032.21	7032.21	7032.21	7032.21	7032.21	7032.21	7032.21	7032.21	7032.21
G 85.0	6922.03	6922.03	6922.03	6922.03	6922.03	6922.03	6922.03	6922.03	6922.03	6922.03	6922.03	6922.03	6922.03
G 90.0	0.00	0.00	0.00	0.00	0.00	0.00	0.00	0.00	0.00	0.00	0.00	0.00	0.00

Luminaria

Código 00-7392-05-DL

Nombre ATTIC

Ensayo

Código 00-7392-05-DL

Nombre ATTIC

Flujo Luminaria	768.44 lm	Potencia luminaria	11.00 W	Eficacia	69.86 lm/W	Eficiencia	74.25%
Flujo de Lámpara	1035.00 lm	Valor Máximo	239.03 cd/klm	Posición	C=0.00 G=16.00	CG	Rotosimétrico

Luminance cd/m2 Tabla 2/3

	C 130.00	C 140.00	C 150.00	C 160.00	C 170.00	C 180.00	C 190.00	C 200.00	C 210.00	C 220.00	C 230.00	C 240.00	C 250.00
G 0.0	13699.30	13699.30	13699.30	13699.30	13699.30	13699.30	13699.30	13699.30	13699.30	13699.30	13699.30	13699.30	13699.30
G 5.0	13879.83	13879.83	13879.83	13879.83	13879.83	13879.83	13879.83	13879.83	13879.83	13879.83	13879.83	13879.83	13879.83
G 10.0	14168.53	14168.53	14168.53	14168.53	14168.53	14168.53	14168.53	14168.53	14168.53	14168.53	14168.53	14168.53	14168.53
G 15.0	14487.09	14487.09	14487.09	14487.09	14487.09	14487.09	14487.09	14487.09	14487.09	14487.09	14487.09	14487.09	14487.09
G 20.0	14882.73	14882.73	14882.73	14882.73	14882.73	14882.73	14882.73	14882.73	14882.73	14882.73	14882.73	14882.73	14882.73
G 25.0	15355.80	15355.80	15355.80	15355.80	15355.80	15355.80	15355.80	15355.80	15355.80	15355.80	15355.80	15355.80	15355.80
G 30.0	15899.32	15899.32	15899.32	15899.32	15899.32	15899.32	15899.32	15899.32	15899.32	15899.32	15899.32	15899.32	15899.32
G 35.0	16532.21	16532.21	16532.21	16532.21	16532.21	16532.21	16532.21	16532.21	16532.21	16532.21	16532.21	16532.21	16532.21
G 40.0	16988.20	16988.20	16988.20	16988.20	16988.20	16988.20	16988.20	16988.20	16988.20	16988.20	16988.20	16988.20	16988.20
G 45.0	16688.21	16688.21	16688.21	16688.21	16688.21	16688.21	16688.21	16688.21	16688.21	16688.21	16688.21	16688.21	16688.21
G 50.0	15599.75	15599.75	15599.75	15599.75	15599.75	15599.75	15599.75	15599.75	15599.75	15599.75	15599.75	15599.75	15599.75
G 55.0	14008.03	14008.03	14008.03	14008.03	14008.03	14008.03	14008.03	14008.03	14008.03	14008.03	14008.03	14008.03	14008.03
G 60.0	12167.32	12167.32	12167.32	12167.32	12167.32	12167.32	12167.32	12167.32	12167.32	12167.32	12167.32	12167.32	12167.32
G 65.0	10252.90	10252.90	10252.90	10252.90	10252.90	10252.90	10252.90	10252.90	10252.90	10252.90	10252.90	10252.90	10252.90
G 70.0	8426.74	8426.74	8426.74	8426.74	8426.74	8426.74	8426.74	8426.74	8426.74	8426.74	8426.74	8426.74	8426.74
G 75.0	7360.69	7360.69	7360.69	7360.69	7360.69	7360.69	7360.69	7360.69	7360.69	7360.69	7360.69	7360.69	7360.69
G 80.0	7032.21	7032.21	7032.21	7032.21	7032.21	7032.21	7032.21	7032.21	7032.21	7032.21	7032.21	7032.21	7032.21
G 85.0	6922.03	6922.03	6922.03	6922.03	6922.03	6922.03	6922.03	6922.03	6922.03	6922.03	6922.03	6922.03	6922.03
G 90.0	0.00	0.00	0.00	0.00	0.00	0.00	0.00	0.00	0.00	0.00	0.00	0.00	0.00

Luminaria

Código 00-7392-05-DL

Nombre ATTIC

Ensayo

Código 00-7392-05-DL

Nombre ATTIC

Flujo Luminaria	768.44 lm	Potencia luminaria	11.00 W	Eficacia	69.86 lm/W	Eficiencia	74.25%
Flujo de Lámpara	1035.00 lm	Valor Máximo	239.03 cd/klm	Posición	C=0.00 G=16.00	CG	Rotosimétrico

Luminance cd/m2 Tabla 3/3

	C 260.00	C 270.00	C 280.00	C 290.00	C 300.00	C 310.00	C 320.00	C 330.00	C 340.00	C 350.00
G 0.0	13699.30	13699.30	13699.30	13699.30	13699.30	13699.30	13699.30	13699.30	13699.30	13699.30
G 5.0	13879.83	13879.83	13879.83	13879.83	13879.83	13879.83	13879.83	13879.83	13879.83	13879.83
G 10.0	14168.53	14168.53	14168.53	14168.53	14168.53	14168.53	14168.53	14168.53	14168.53	14168.53
G 15.0	14487.09	14487.09	14487.09	14487.09	14487.09	14487.09	14487.09	14487.09	14487.09	14487.09
G 20.0	14882.73	14882.73	14882.73	14882.73	14882.73	14882.73	14882.73	14882.73	14882.73	14882.73
G 25.0	15355.80	15355.80	15355.80	15355.80	15355.80	15355.80	15355.80	15355.80	15355.80	15355.80
G 30.0	15899.32	15899.32	15899.32	15899.32	15899.32	15899.32	15899.32	15899.32	15899.32	15899.32
G 35.0	16532.21	16532.21	16532.21	16532.21	16532.21	16532.21	16532.21	16532.21	16532.21	16532.21
G 40.0	16988.20	16988.20	16988.20	16988.20	16988.20	16988.20	16988.20	16988.20	16988.20	16988.20
G 45.0	16688.21	16688.21	16688.21	16688.21	16688.21	16688.21	16688.21	16688.21	16688.21	16688.21
G 50.0	15599.75	15599.75	15599.75	15599.75	15599.75	15599.75	15599.75	15599.75	15599.75	15599.75
G 55.0	14008.03	14008.03	14008.03	14008.03	14008.03	14008.03	14008.03	14008.03	14008.03	14008.03
G 60.0	12167.32	12167.32	12167.32	12167.32	12167.32	12167.32	12167.32	12167.32	12167.32	12167.32
G 65.0	10252.90	10252.90	10252.90	10252.90	10252.90	10252.90	10252.90	10252.90	10252.90	10252.90
G 70.0	8426.74	8426.74	8426.74	8426.74	8426.74	8426.74	8426.74	8426.74	8426.74	8426.74
G 75.0	7360.69	7360.69	7360.69	7360.69	7360.69	7360.69	7360.69	7360.69	7360.69	7360.69
G 80.0	7032.21	7032.21	7032.21	7032.21	7032.21	7032.21	7032.21	7032.21	7032.21	7032.21
G 85.0	6922.03	6922.03	6922.03	6922.03	6922.03	6922.03	6922.03	6922.03	6922.03	6922.03
G 90.0	0.00	0.00	0.00	0.00	0.00	0.00	0.00	0.00	0.00	0.00